



通告 Notice

No. 22005: E-learning Matters

1st September, 2022

Dear Parents,

In order to enhance students' learning effectiveness and self-directed learning ability, our school is actively promoting online e-learning. The advantages of e-learning are as follows:

1. Students can learn whenever and wherever they want.
2. Students can receive prompt and effective feedback through e-learning platforms and self-correct accordingly.
3. Less able students can learn and practice according to their ability and at their own pace.
4. Students can self learn without assistance or family support.

E-learning Device - iPad

Our school has purchased enough iPads for our students to use in the classroom. However, if students do not have their own iPad at home, e-homework cannot be done and learning effectiveness will be greatly hindered and limited. Therefore, **parents should try to provide their child with an iPad or a computer that can access the internet.** If you do not have any of the above devices, please purchase one as soon as possible. However, if you cannot purchase one due to financial difficulties, the school will try to assist you.

E-learning Platform - RainbowOne

We use "RainbowOne" as our e-learning platform. To run RainbowOne smoothly, we recommend using a tablet computer with internet access, such as an iPad or any other Android tablet computer. If you do not own a tablet computer, we would suggest buying an iPad for your child(ren) now. As the school develops more eLearning strategies, more eBooks will become available. So, having a mobile learning device will encourage a good attitude towards self-directed learning and develop the required skills for it. For the installation and user guidelines of RainbowOne, please refer to the attachment.

Please complete and return the reply slip to the class teacher on or before 6th September, 2022. For any enquiries, please contact our I.T. Coordinator Mr. Kevin Ko at 25775188.

Li Sing Tai Hang School



Ms. Shirly Yip, the Principal



通告 Notice

Reply Slip

To: Li Sing Tai Hang School. I have acknowledged the School Notice No.22005 and
(Please ✓ where appropriate)

- our family has the following electronic device(s) which can access the internet:
 - iPad
 - Android Tablet
 - Desktop or laptop computer

- our family **does not** have any of the above electronic devices which can access the internet and
 - I will buy one shortly.
 - I am not going to buy one shortly.

- Internet network:
 - Our family has an internet network.
 - Our family does not have an internet network.

Class: _____ Name: _____ () Parent's Signature: _____ Date: _____

Rainbow One

安裝及使用手冊 Installation and User Guide



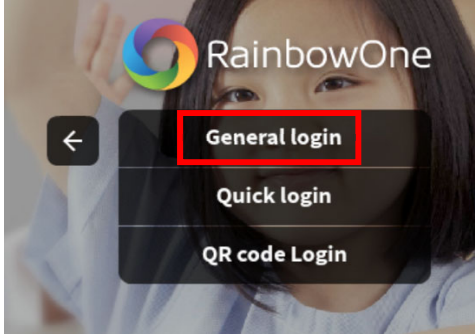
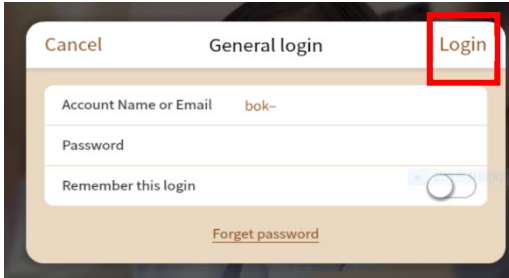
1. 安裝 Installation

RainbowOne 電子書系統適用於桌上電腦和平板電腦。iPad 和 Android 版以 App 形式運行，Windows 和 Mac 版以桌面程式運行。iOS 用戶可到 App Store；Android 用戶可到 Google Play 輸入「RainbowOne」搜尋及下載。

RainbowOne e-book system is suitable for desktop computers and tablets. The iPad and Android versions run as apps, and the Windows and Mac versions run as desktop programs. iOS users can go to the App Store; Android users can go to Google Play to enter "RainbowOne" to search and download.

下載 Windows 安裝版本 Download Windows version	Android 用戶 Android User	iOS 用戶 iOS User
https://www.rainbowone.hk/download		

2. 登入 Login

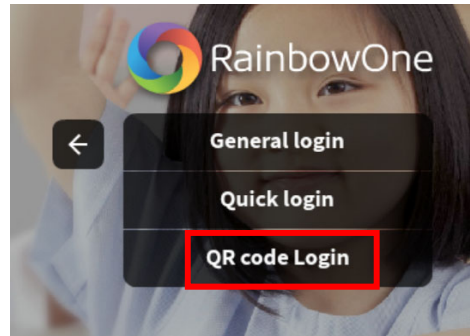
<p>方法一：</p>   <ol style="list-style-type: none">1. 按「一般登入」；2. 輸入「戶口名稱」及「密碼」；3. 按「登入」鍵。	<p>Method 1:</p>   <ol style="list-style-type: none">1. Press "General login",2. Enter the "Account Name" and "Password",3. Press the "Login" button.
---	--

方法二：



以 QR Code 登入。

Method 2:

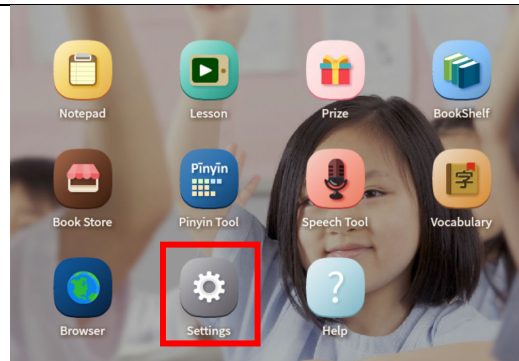


Login in by scanning QR code.

3. 語言設定 Language setting



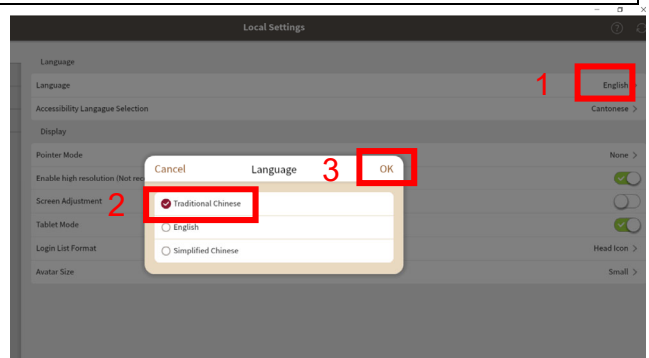
1. 按「設定」；



1. Press "Settings",



2. 點選「繁體中文」；
3. 點選想選擇你語言；
4. 點選「確定」。

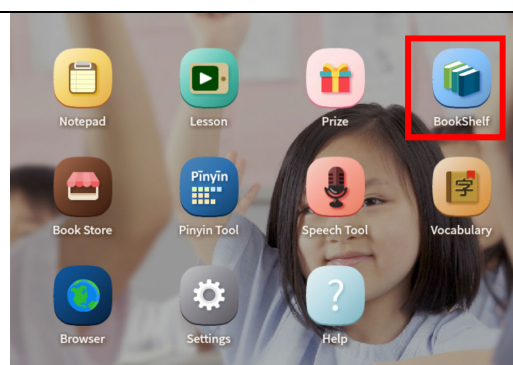


2. Press "English",
3. Select the language you want,
4. Press "OK".

4. 閱讀電子書／觀看實時課堂錄映 Read E-book/ Watch Real-time Lesson Recording Video



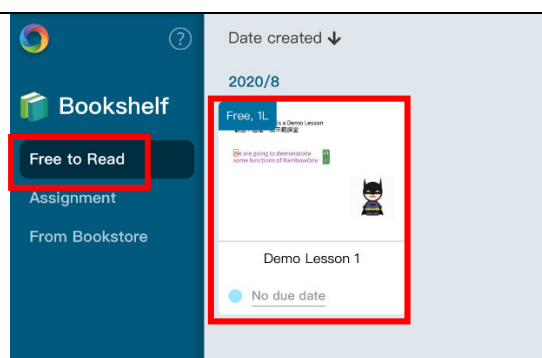
1. 按「我的书架」；



1. Press “Bookshelf”,



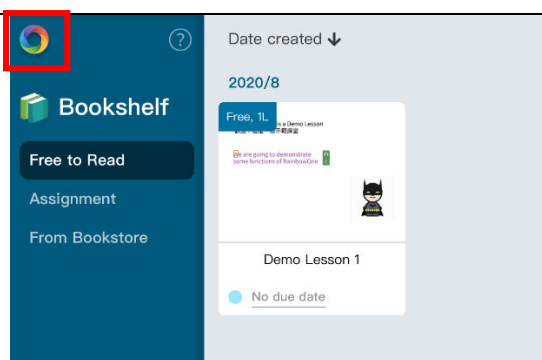
2. 點選「自由閱讀」；
3. 點選由老師發佈的電子書，然後可以進行閱讀。




2. Press “Free to Read”,
3. Choose an e-book published by teacher and read it.



4. 按  可回到首頁。

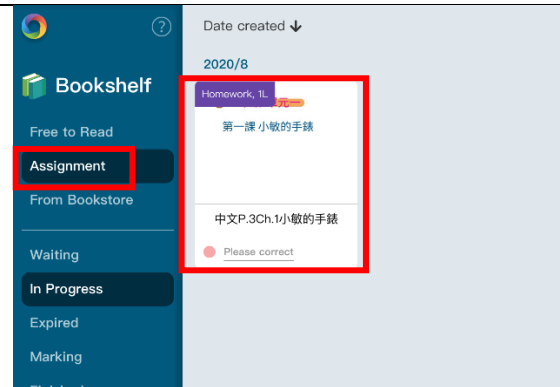


4. Press  to go back to the previous page.

5. 電子課件學習 E-learning Items



1. 點選「功課／測考」；
2. 點選由老師發佈的電子課業；



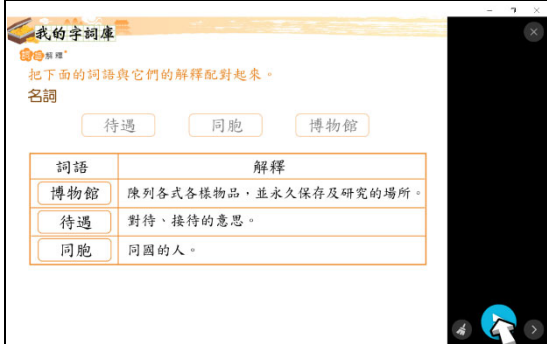
1. Press "Assignment",
2. Choose an e-assignment.




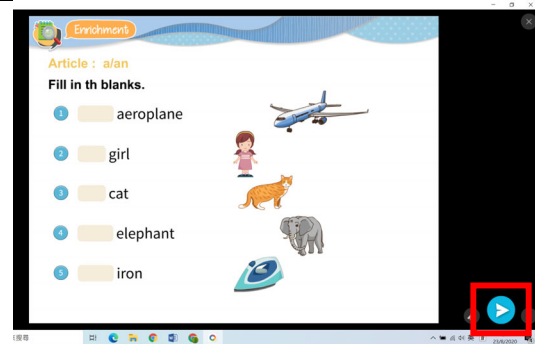
3. 開啟電子課業；
4. 點選電子書右下角的箭號來轉頁；




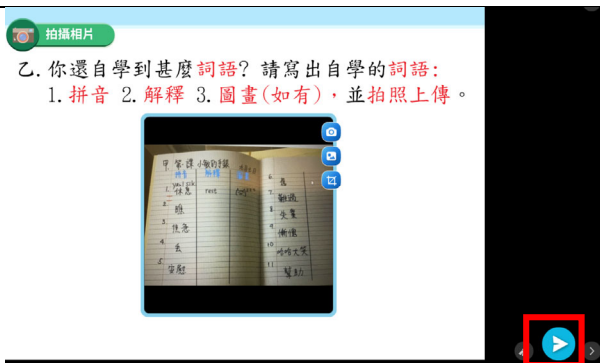
3. Open an e-assignment,
4. Click the arrow at the bottom right to turn to the next page.





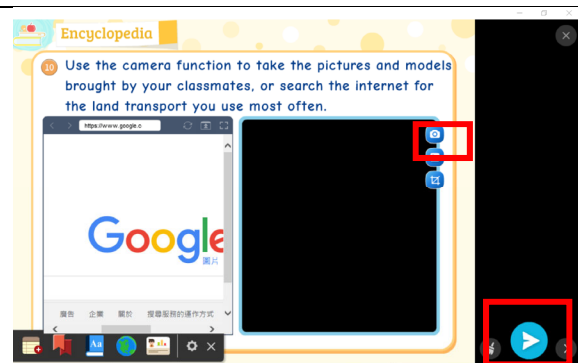
5. 完成每頁電子題目後，按  圖示提交答案；





5. Answer the questions, then press  to submit.

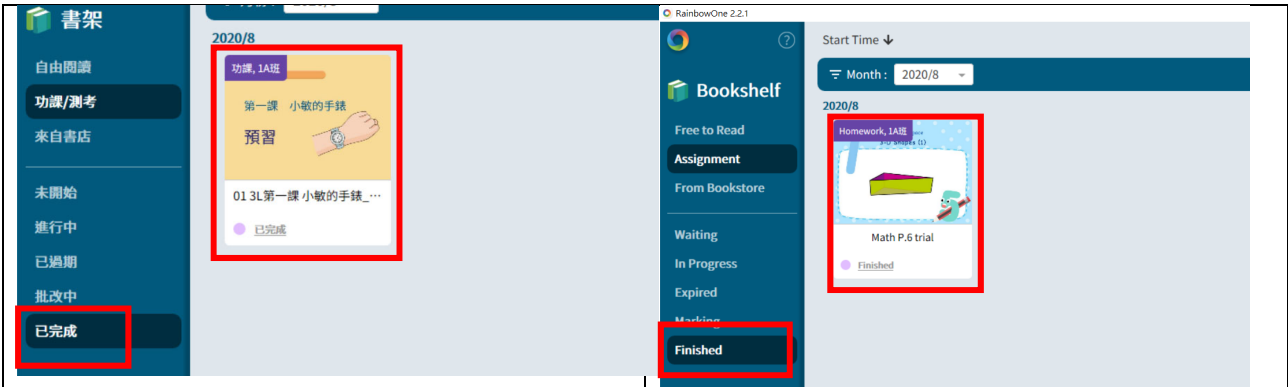


6. 按  圖示即可啟動拍攝功能，然後按  圖示即可上傳答案。



6. Press  to take a photo, then press  to upload the answer/photo.

6. 查看電子課業批改結果 Check E-assignment Result



1. 點選「書架」中的「已完成」；
2. 點選已批改完的電子課業；

1. Press “Finished” in “Bookshelf”,
2. Press an e-assignment checked by teacher,



3. 點選「查看提交」；



3. Press “View submitted”,



4. 查看老師批改或評語。




4. Check the result or teacher’s comment.

7. 中文電子課本學習 Chinese E-book learning

 <p>課間/休息/的/時候，同學/一/聽到/鈴聲，就/一窩蜂地/走到/操場，只有/小敏/留在/教室。我/好奇，也/留/了/下來。</p>	<p>1. 朗讀題目： Read the question:</p> <p>滑鼠點選題目文字，系統即讀出題目。 Click on the question, the system will read out the text.</p>
 <p>/頭，在/教室/裏/不停地/東/焦。我/問/她幹什麼，她/焦急/的/手錶/丟/了！書包、視藝我/全/都/找/遍了，還是/找不/邊/說/邊/哽咽/起來。</p>	<p>2. 朗讀課文： Read text:</p> <p>點選  圖示，可聆聽課文錄音； Click on the  icon and listen to the text recording;</p>
 <p>教室/裏/不停地/東/她幹什麼，她/焦急/了！書包、視藝我/全/都/找/遍了，還是/找不/邊/說/邊/哽咽/起來。</p>	<p>3. 課文文字筆順： Chinese character stroke order:</p> <p>點選課文文字（單字），可顯示文字的筆順； Select a Chinese character, the stroke order will be shown;</p>
 <p>教室/裏/不停地/東/她幹什麼，她/焦急/了！書包、視藝我/全/都/找/遍了，還是/找不/邊/說/邊/哽咽/起來。</p>	<p>4. 課文文字筆順練習： Chinese character stroke order exercise:</p> <p>4.1 點選  圖示，可依筆順寫出該字； Press the  icon then write according to the stroke order;</p>
	<p>4.2 系統會自動提示正確的筆順。 The system will show the correct stroke order.</p>



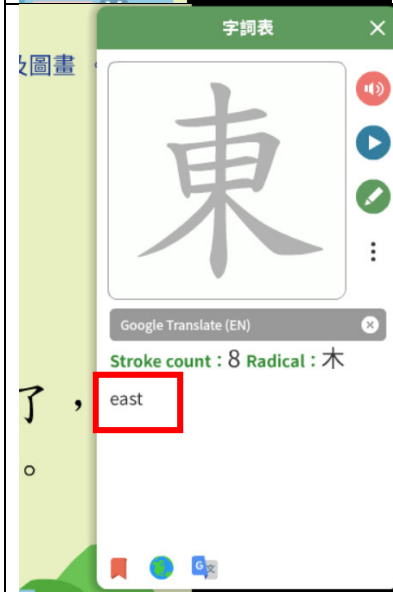
5 詞語解釋：
Vocab meaning:

5.1 點選  ;

Press  ;



5.2 點選「英文」；
Press 「英文」 (English);



5.3 英文解釋會顯示。
The English meaning will be shown.

登入及提交功課方法短片示範

Log in and Submit Assignment Demonstration

1. 如何登入 How to log in



<https://youtu.be/BkeLC49I-SM>
(YouTube – English Version)



<https://youtu.be/RoF9HSWy8BQ>
(YouTube – 中文版)



https://v.youku.com/v_show/id_XNDgxMjA5MDg2NA==.html (Youku – 中文版)

2. 以相片上傳家課 How to submit assignment by uploading photos



<https://youtu.be/-dv3uk5Yzps>
(YouTube – English Version)



<https://youtu.be/EQAxk3Es4k0>
(YouTube – 中文版)



https://v.youku.com/v_show/id_XNDgxMjc3MTcxNg==.html (Youku – 中文版)